

256526 Cleanout Tool Kit

313129A

For cleaning the Fusion™ CS spray gun.



Important Safety Instructions

Read all warnings and instructions in this manual and in 312666. Save these instructions.



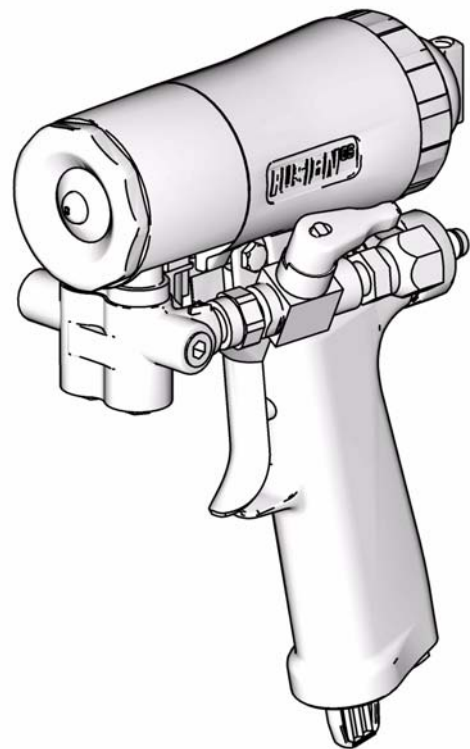
Do not drill into metal during cleanout operation.

Use N-Methylpyrrolidone (NMP), Dynasolve CU-6, Dzolv, or equivalent to soften cured material.

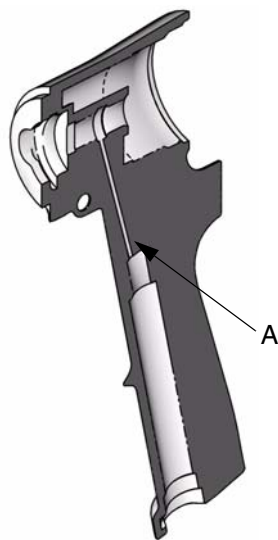
CAUTION
The solvents listed above are not recommended for flushing.

Use the following table and illustrations on back to determine correct tool size.

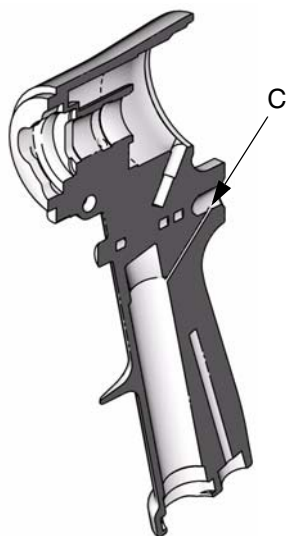
Ref.	Passage Description	Diameter in. (mm)
A	ClearShot Liquid (CSL) Port, Piston Air (Back) Air Exhaust, Cleanoff Air, Grease Port	1/8 (3.1)
B	Piston Air (Front), Cleanoff Air, Fluid Passage	3/32 (2.35)
C	CSL Air Port, Fluid Passage, Cleanoff Air	1/16 (1.59)
D	Air Valve Bore, Side Seal Bore	9/32 (7.1)
E	Air Exhaust	5/16 (7.9)
F	Purge Air	0.0295 (0.75)
G	Air Valve Bore	7/16 (11.0)



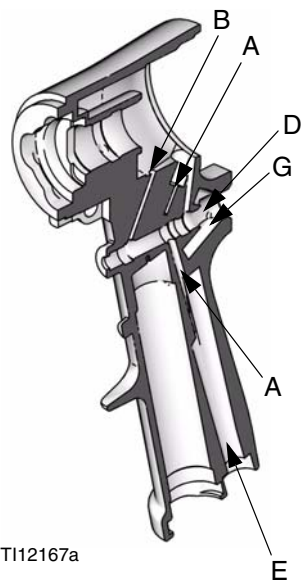
TI11323a



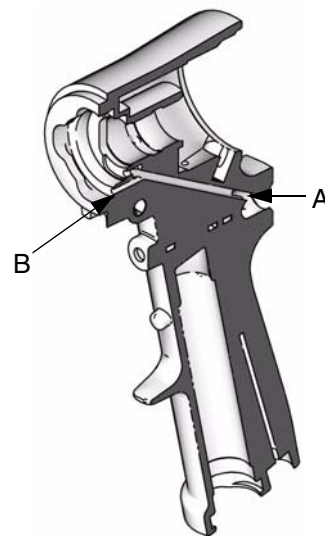
TI12165a



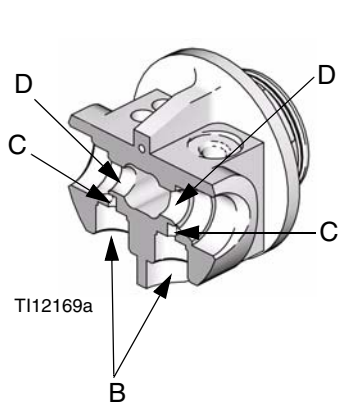
TI12166a



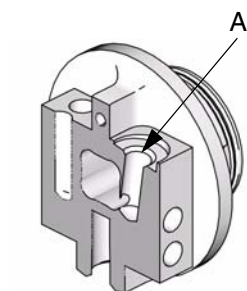
TI12167a



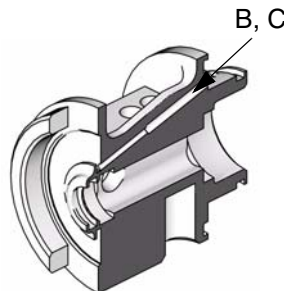
TI12168a



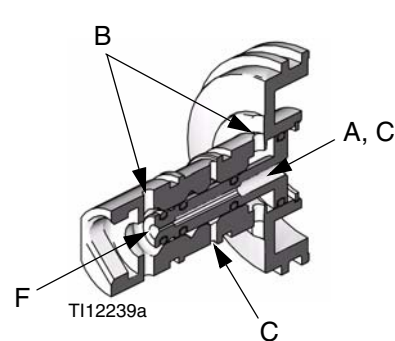
TI12169a



TI12170a



TI12171a



TI12239a

All written and visual data contained in this document reflects the latest product information available at the time of publication.
Graco reserves the right to make changes at any time without notice.

This manual contains English. MM 313129

Graco Headquarters: Minneapolis
International Offices: Belgium, China, Japan, Korea

GRACO INC. P.O. BOX 1441 MINNEAPOLIS, MN 55440-1441

Copyright 2008, Graco Inc. is registered to I.S. EN ISO 9001
www.graco.com